



ATLAS

SINCE 1919

-  16.0 - 19.5 t
-  95 kW (130 HP)
EU Stage V
-  0.67 - 1.12 m³

STABLE. STRONG. STEADY.



WHEELED EXCAVATOR 160Wsr

WWW.ATLASGMBH.COM

ATLAS – CONSTRUCTION MACHINERY MANUFACTURER WITH TRADITION

From person to person

When Hinrich Weyhausen started selling construction and agricultural machinery in 1919, he discovered that the machines which his customers actually needed were not available. So he listened to them carefully and went about building the machines himself – exactly according to the requirements of the people who used his machines every day. He carried out pioneering work with a passion under the brand name of Atlas. His focus was always on the benefit of the machines. And nothing has changed for us in terms of this ideal today.



**Atlas will make you strong
with excellent products and
a comprehensive service.**



With highly motivated employees, a great deal of commitment and expertise ATLAS GmbH develops successful crane & excavator technologies. Numerous customers, engineers and experts all around the globe have made their contribution. The result is robust equipment to enable you to work more effectively and safely than ever before.

As our know-how grew, so too did our dealer and service network worldwide.

We can hence guarantee – in those days and today too – that we will always be on the spot when you need us.



Atlas manufactures a wide range of equipment for the construction, railroad, material handling and infrastructure industries. You will find more information on Atlas under www.atlasgmbh.com.

CONSTRUCTION



TRANSPORT



INFRASTRUCTURE



RECYCLING



CUSTOMER SATISFACTION IS OUR PRIORITY!

WE ARE COMMITTED

to providing our customers with highest quality products and services.

QUALITY STANDARDS AND CUSTOMER SATISFACTION

are measured in terms of service performance, reliability, relevance and timeliness.

OUR COMPANY'S MISSION, GOALS AND OBJECTIVES

are directed towards ongoing process improvement as a basis for strengthening our competitive position and for improving product quality and service standards.

QUALITY STANDARDS AND CUSTOMER SATISFACTION

are measured in terms of product performance and reliability.

PRODUCT RANGE

160Wsr





**EXTENSIVE DEALER NETWORK
EXCELLENT SERVICE
CUSTOMER FOCUSED**

TECHNICAL SPECIFICATION 160Wsr

ENGINE

Power rating.....95kW (130 HP)	Bore / cylinder stroke 101 / 126	STANDARD BASIC EQUIPMENT:
RPM 1800/min	Cooling system Water-cooled	• Automatic idling system / Engine stop
Model..... Deutz TCD 4.1 L4 EU Stage V	Air filter..... Dry air filter	• Cold start assistance
Design..... Turbocharger	Battery..... 2 x 12 V / 100 Ah	• Diesel pre-filter
Cylinder capacity 4040 cm ³	Generator 24 V / 100 A	• Engine monitoring
Number of cylinders 4	Starter..... 24 V / 4 kW	

HYDRAULIC SYSTEM

• AWE 5 system (Load sensing)	• Load-retaining and fine lowering valves in lifting circuit	• Operating modes: F1 (Fine)
• Load limit controlled high-performance pump	• Pipe break protection valves for lifting and articulated cylinders	F2 (Eco)
• Fuel-efficient flow-on-demand control	• Proportional grab and grab rotating function	F3 (Power)
• Sensitive, proportional, independent control	• 3 circuits for additional consumer loads possible	• Accumulator for emergency lowering of the arm system
• Primary and secondary protection against overload	• Max. oil flow.....245 l/min	• Load-limit control
• Suction valves for all work functions	• Max. operating pressure340 bar	• Cylinder end position damping

SWING ASSEMBLY

• Axial piston motor with priority valve	• Automatically controlled multi-disc brake	• Swing torque.....37.51 kNm
• Planetary transmission	• Two, two-stage valves	• Max. swing speed 9/min

TRACTION DRIVE AND BRAKES

• Variable displacement motor	• Automotive traveling and cruise control:	• Tractive force..... 85 kN
• Power-shift transmission	• Max. speed 20 km/h	• Gradeability 56 %
• Double-acting brake valve	• Off-road speed 5 km/h	• Dual-circuit brake system Multi-disc
• Travel direction pre-selection via switch in joystick	• Crawling speed..... 3 km/h	• Parking brake Multi-disc

UNDERCARRIAGE

• Steering axle with automatic oscillating axle locking	• Heavy duty axles	• STD tires: Mitas 10.00-20 16PR EM23
• Additional axis locking via left joystick	• Toolbox in undercarriage	

TIRES

OPTIONAL:

• 4-road tyres 600/40 – 22.5 14PR Mitas	• 8-road tyres 10.00-20 16PR Nokia	• 8-road tyres 315/70 R22.5 Marked with a band, Grader type
• 4-road tyres 600/40 – 22.5 18PR Alliance	• 8-road tyres 10.00-20 16PR profile for asphalt use	• 8-road tyres 215/70 R22.5 Caliber Power Grip 23
• 4-road tyres 710/40 – 22.5 24PR Nokia	• 8-road tyres 10.00-20 Super elastic (up to 16 km/h)	

WORKING EQUIPMENT 160Wsr

DRIVER'S CAB

<ul style="list-style-type: none"> • Meets latest safety standards (ROPS) • Extra large entry zone • Spacious leg room • Radio preparation with mute function • Ready for electric cooling box • Different options for storage, compartment for documents • Heat-absorbing glass, tinted windows • Excellent all-way visibility • Bottle holder 	DRIVER'S SEAT: <ul style="list-style-type: none"> • Comfort seat with headrest • Arm rests and lumbar support • Seat adjustable separately from console • Air suspension • Heated • Horizontal and vertical suspension • Lumbar support 	MONITORING: <ul style="list-style-type: none"> • Operating data display screen • Automatic system for monitoring, warning and storage of data • Rear view security camera • Right side camera
	CONTROL: <ul style="list-style-type: none"> • Ergonomic joysticks with proportional slide control • Slim steering column, height and tilt adjustable • Indicators, controls and operating switches are clearly arranged • Swing axle lock in the left joystick 	CLIMATE CONTROL: <ul style="list-style-type: none"> • Automatic climate control • Excellent air distribution through optimally arranged nozzles • Refrigerant R134a
		SOUND LEVELS: <ul style="list-style-type: none"> • ISO 6396 (L_pA) in driver's cab 70 dB(A) • 2000/14 EG (L_wA) ambience level 98 dB(A)

ADDITIONAL EQUIPMENT

<ul style="list-style-type: none"> • Refueling pump • Beacon light • Gear protection • Cabin Sliding door • Cab protection guard • Wheel cover • Cab elevation • Joystick steering • 270° camera system • LED working lights 	<ul style="list-style-type: none"> • 35% axle differential lock • Patented trailer hitch • Alarm-signal while driving • Engine speed adjustment via potentiometer • Auxiliary heating with water circuit • Automatic working brake • Switch hydraulic attachment kit, supports separately at front and rear • Hydraulic add-on kit, switch supports axially separately • Proportional control of supports by slide in joystick • Automatically controlled and monitored electric central lubrication system for uppercarriage and arm equipment 	<ul style="list-style-type: none"> • Premium Driver seat (Actimo Evolution) • Electric cooling box • Radio with USB • GPS/GSM telemetric system for monitoring of operating data, consumption, position • Biodegradable oil • Wide axles (overall width 2750 mm) • Wide dozer blade (2750 mm) • High-speed option 36 km/h
		Other additional equipment: See price list Special options: upon request

FILL CAPACITIES

• Fuel tank 190 litres	• Engine oil 10 litres	• Hydraulic system 251 litres
• Cooling system 25 litres	• Hydraulic tank 200 litres	• Ad Blue® 10 litres

OPERATING WEIGHTS

	MONOBLOCK BOOM 4.32 m (C53.3M)		ADJUSTABLE BOOM Base arm 1.90 m (C53.41) Boom 3.10 m (C53.46)	
	Stick 2.15 m (D53.2)	Stick 2.65 m (D53.3)	Stick 2.15 m (D53.2)	Stick 2.65 m (D53.3)
	Support dozer blade	16.5 t	16.57 t	17.0 t
SDB / outriggers	17.2 t	17.27 t	17.7 t	17.77 t
4 support outriggers	18.3 t	18.37 t	18.8 t	18.87 t

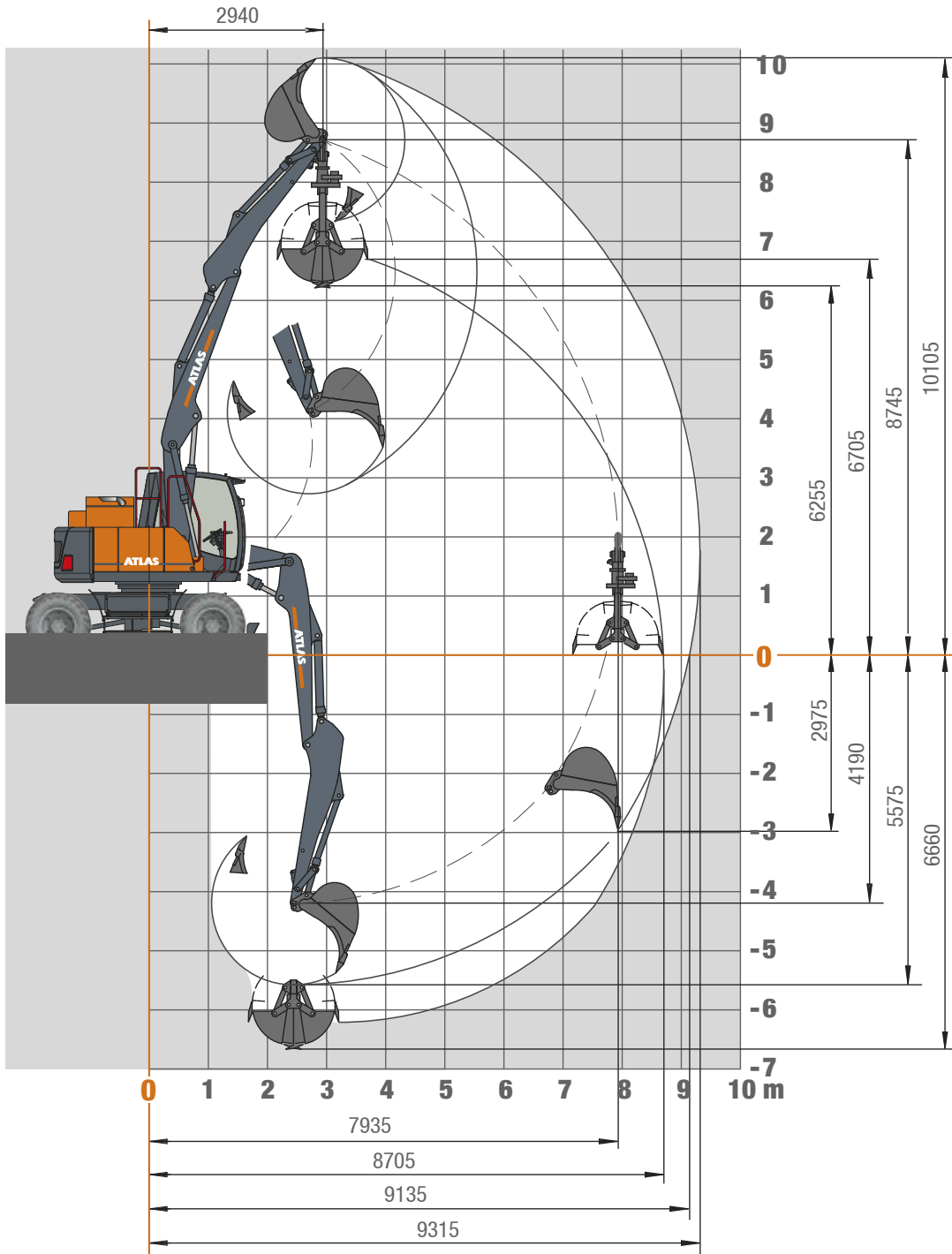
Operating weight incl. driver, fuel, lubricants and coolant plus 1.0 ton for attachments

ATTACHMENTS (SELECTION)

	Bucket F415	Bucket F418	Trench digger G644
Capacity SAE	0.67 m ³	0.92 m ³	0.56 m ³
Cutting width	850 mm	1100 mm	2000 mm

WORKING RANGES 160Wsr

















Adjustable boom: Base arm (C53.41) and boom 3.10 m (C53.46)

















STICK LENGTHS	2.15 m (D53.2)		2.65 m (D53.3)	
	Bucket	Grabs	Bucket	Grabs
Max. bucket digging force	130 kN	-	130 kN	-
Max. stick digging force	82 kN	-	72 kN	-
Grab clamping force	-	73 kN	-	73 kN
Operating Weight	16.5 t	16.8 t	16.6 t	16.9 t

LIFTING CAPACITIES 160Wsr

Lifting capacities Adjustable boom (C53.41) and boom 3.10 m (C53.46) with stick 2.15 m (D53.2). Tailswing 1575 mm

Height	Undercarriage type		2.5 m	3.0 m	3.5 m	4.0 m	4.5 m	5.0 m	5.5 m	6.0 m	6.5 m	7.0 m
+7.5 m	FRONT 	SDB rear, supported SDB front, raised			5283	5010						
	LATERAL 	SDB supported SDB raised			5283	5010						
+6.0 m	FRONT 	SDB rear, supported SDB front, raised				4698	4433	4226	4071			
	LATERAL 	SDB supported SDB raised				4698	4400*	4226	3209*			
+4.5 m	FRONT 	SDB rear, supported SDB front, raised		6419	5872	5266	4812	4458	4178	3951	3770	
	LATERAL 	SDB supported SDB raised		6419	5872	5109*	4308	3713*	3247*	2826*	2425*	
+3.0 m	FRONT 	SDB rear, supported SDB front, raised		6920	6861	6331	5540	4964	4525	4176	3891	3646
	LATERAL 	SDB supported SDB raised		6920	5929*	4912*	4185	3632*	3201*	2821*	2429*	2106*
+1.5 m	FRONT 	SDB rear, supported SDB front, raised	8934	8441	7814	6976	6049	5344	4795	4354	3985	3667
	LATERAL 	SDB supported SDB raised	8934	7318*	5827*	4833*	4128*	3602*	3176*	2730*	2360*	2059*
+0 m	FRONT 	SDB rear, supported SDB front, raised	11629	9894	8252	7002	6082	5377	4820	4373	4027	3562
	LATERAL 	SDB supported SDB raised	9743*	7226*	5733*	4735*	4013*	3463*	2997*	2584*	2253*	1996*
-1.5 m	FRONT 	SDB rear, supported SDB front, raised	13065	10260	8436	7163	6237	5562	4921	4226	3252	
	LATERAL 	SDB supported SDB raised	9503*	6989*	5520*	4554*	3859*	3268*	2819*	2473*	2202*	1867*
-3.0 m	FRONT 	SDB rear, supported SDB front, raised	12805	9966	8000	6481	5177	3899				
	LATERAL 	SDB supported SDB raised	9646*	6997*	5450*	4435*	3723*	3204*				

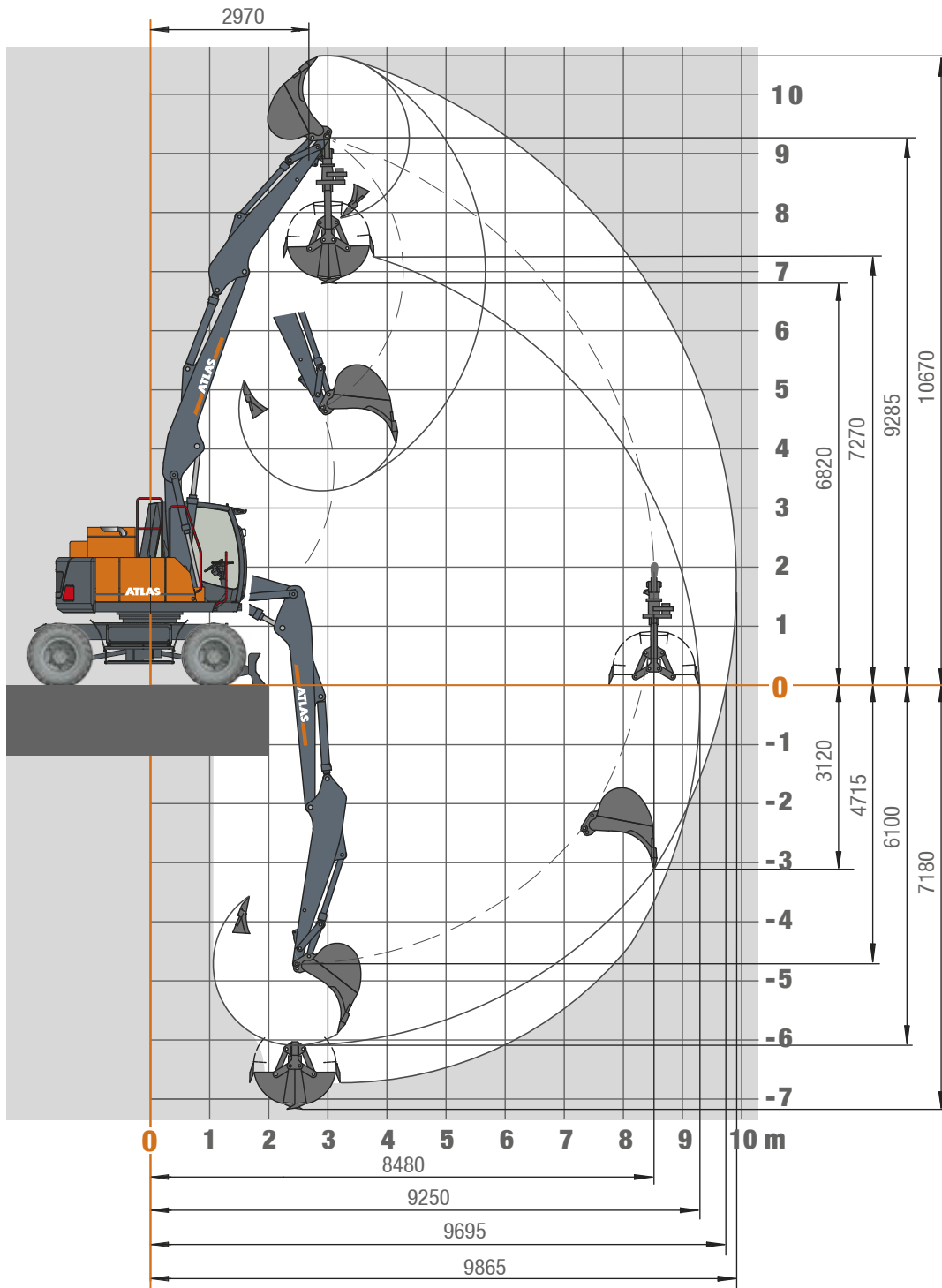
Lifting capacities Adjustable boom (C53.41) and boom 3.10 m (C53.46) with stick 2.65 m (D53.3). Tailswing 1575 mm

Height	Undercarriage type		2.5 m	3.0 m	3.5 m	4.0 m	4.5 m	5.0 m	5.5 m	6.0 m	6.5 m	7.0 m	7.5 m
+7.5 m	FRONT 	SDB rear, supported SDB front, raised				4404	4243	3919					
	LATERAL 	SDB supported SDB raised				4404	4243	3704*					
+6.0 m	FRONT 	SDB rear, supported SDB front, raised					4044	3878	3743	3638	3197		
	LATERAL 	SDB supported SDB raised					4044	3804*	3297*	2848*	2431*		
+4.5 m	FRONT 	SDB rear, supported SDB front, raised			4592	4804	4443	4152	3915	3719	3555	3420	
	LATERAL 	SDB supported SDB raised			4592	4804	4343*	3732*	3257	2877*	2523*	2287*	
+3.0 m	FRONT 	SDB rear, supported SDB front, raised		6795	6863	5893	5210	4702	4309	3995	3736	3517	3323
	LATERAL 	SDB supported SDB raised		6795	5974*	4930*	4187*	3622*	3185*	2838*	2517*	2181*	1898*
+1.5 m	FRONT 	SDB rear, supported SDB front, raised	8644	8256	7772	6788	5874	5194	4669	4250	3906	3610	3343
	LATERAL 	SDB supported SDB raised	8644	7257*	5781*	4791*	4087*	3559*	3147*	2822*	2438*	2118*	1855*
+0 m	FRONT 	SDB rear, supported SDB front, raised	10762	9490	8120	6897	5995	5299	4747	4298	3928	3637	3262
	LATERAL 	SDB supported SDB raised	9827	7297*	5794*	4785*	4051*	3492*	3050*	2657*	2306*	2021*	1795*
-1.5 m	FRONT 	SDB rear, supported SDB front, raised	12781	10052	8262	7009	6087	5384	4855	4411	3894	3129	
	LATERAL 	SDB supported SDB raised	9473*	6974*	5511*	4545*	3856*	3337*	2858*	2485*	2193*	1961*	
-3.0 m	FRONT 	SDB rear, supported SDB front, raised	13206	10449	8593	7174	6041	5041	4033				
	LATERAL 	SDB supported SDB raised	9475*	6945*	5452*	4427*	3704*	3168*	2759*				

The specified max. loading capacities in kilograms (kg) include a stability of 25% or are calculated at 87% of the hydraulic lifting power, as per ISO10567. These values are applicable at the tip of the arm with optimum positioning of the corresponding arm system. Weights of attached load carrying accessories (grab, magnet, load hook, etc.) are not included with the load carrying values. *Value limited due to excavator stability.

WORKING RANGES 160Wsr

















Adjustable boom: Base arm (C53.41) and boom 3.60 m (C53.461)









STICK LENGTHS	2.15 m (D53.2)		2.65 m (D53.3)	
	Bucket	Grabs	Bucket	Grabs
Max. bucket digging force	130 kN	-	130 kN	-
Max. stick digging force	82 kN	-	72 kN	-
Grab clamping force	-	73 kN	-	73 kN
Operating Weight	18.9 t	19.2 t	19 t	19.3 t

LIFTING CAPACITIES 160Wsr

Lifting capacities Base arm (C53.41) and boom 3.10 m (C53.46) with stick 2.65 m (D53.3). Tailswing 1700 mm

Height	Undercarriage type		2.5 m	3.0 m	3.5 m	4.0 m	4.5 m	5.0 m	5.5 m	6.0 m	6.5 m	7.0 m	7.5 m
+7.5 m	FRONT 	SDB rear, supported SDB front, raised				4404	4243	3919					
	LATERAL 	SDB supported SDB raised				4404	4243	3919					
+6.0 m	FRONT 	SDB rear, supported SDB front, raised					4044	3878	3743	3638	3197		
	LATERAL 	SDB supported SDB raised					4044	3878	3743	-3537*	-3073*		
+4.5 m	FRONT 	SDB rear, supported SDB front, raised			4592	4804	4443	4152	3915	3719	3555	3420	
	LATERAL 	SDB supported SDB raised			4592	4804	4443	4152	3915	-3510*	3134	-2761*	
+3.0 m	FRONT 	SDB rear, supported SDB front, raised		6795	6863	5893	5210	4702	4309	3995	3736	3517	3323
	LATERAL 	SDB supported SDB raised		6795	6863	5893	5101	4407	-3874*	-3448*	-3101*	-2762*	-2430*
+1.5 m	FRONT 	SDB rear, supported SDB front, raised	8644	8256	7772	6788	5874	5194	4669	4250	3906	3610	3343
	LATERAL 	SDB supported SDB raised	8644	8256	-7077*	-5841*	-4974*	-4319*	-3815*	-3413*	-3077*	-2701*	-2388*
+0 m	FRONT 	SDB rear, supported SDB front, raised	10762	9490	8120	6897	5995	5299	4747	4298	3928	3637	3262
	LATERAL 	SDB supported SDB raised	10762	9490	-7084*	-5845*	-4976*	-4335*	-3857*	-3372*	-2947*	-2602*	-2326*
-1.5 m	FRONT 	SDB rear, supported SDB front, raised	12781	10052	8262	7009	6087	5384	4855	4411	3894	3129	3262
	LATERAL 	SDB supported SDB raised	12519*	-9121*	-7128*	-5838*	-4932*	-4258*	-3661*	-3197*	-2831*	-2541*	-1999*
-3.0 m	FRONT 	SDB rear, supported SDB front, raised	13206	10449	8593	7174	6041	5041	4033	4033			
	LATERAL 	SDB supported SDB raised	12641*	-9091*	-7066*	-5716*	-4776*	-4085*	-3559*	-3045*			

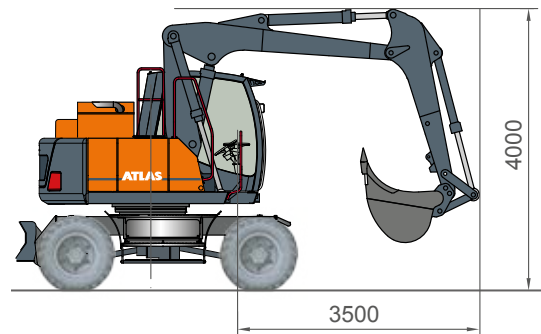
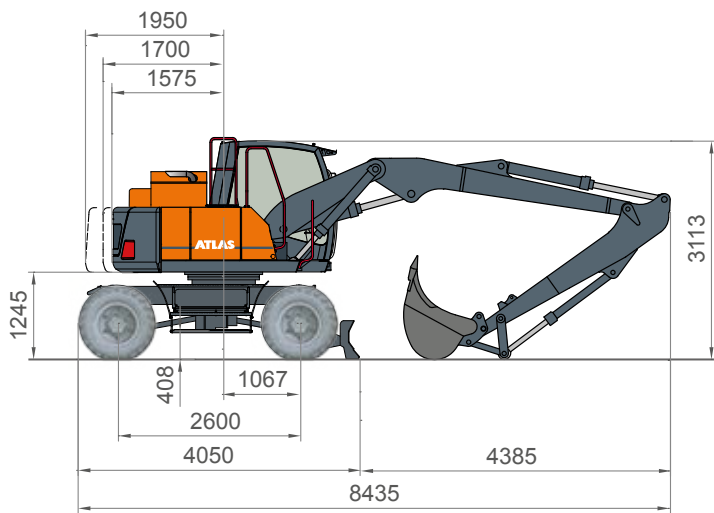
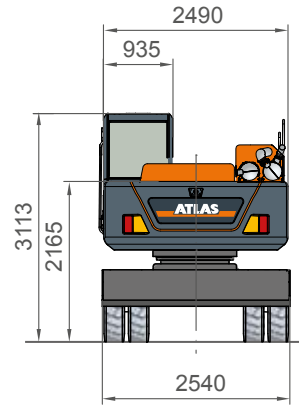
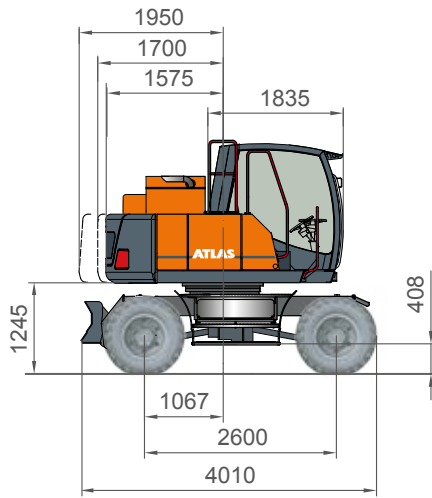
Lifting capacities Base arm (C53.41) and boom 3.60 m (C53.461) with stick 2.65 m (D53.3). Tailswing 1700 mm

Height	Undercarriage type		2.5 m	3.0 m	3.5 m	4.0 m	4.5 m	5.0 m	5.5 m	6.0 m	6.5 m	7.0 m	7.5 m	8.0 m
+9.0 m	FRONT 	SDB rear, supported SDB front, raised			5078									
	LATERAL 	SDB supported SDB raised			5078									
+7.5 m	FRONT 	SDB rear, supported SDB front, raised					3919	3744	3617					
	LATERAL 	SDB supported SDB raised					3919	3744	3617					
+6.0 m	FRONT 	SDB rear, supported SDB front, raised					3962	3733	3545	3389	3261	3166		
	LATERAL 	SDB supported SDB raised					3962	3733	3545	3389	3091*	2712*		
+4.5 m	FRONT 	SDB rear, supported SDB front, raised		5071	5313	4908	4443	4080	3790	3553	3355	3189	3048	
	LATERAL 	SDB supported SDB raised		5071	5313	4908	4443	4080	3790	3420*	3053*	2748*	2435*	
+3.0 m	FRONT 	SDB rear, supported SDB front, raised			5686	5820	5172	4606	4173	3831	3553	3320	3120	2940
	LATERAL 	SDB supported SDB raised			5686	5758	4904*	4247*	3734*	3326*	2991*	2714*	2435*	2137*
+1.5 m	FRONT 	SDB rear, supported SDB front, raised	6872	6942	6786	6366	5661	4988	4464	4047	3705	3417	3167	2941
	LATERAL 	SDB supported SDB raised	6872	6942	6741*	5587*	4755	4139*	3656*	3269*	2960*	2710*	2375*	2094*
+0 m	FRONT 	SDB rear, supported SDB front, raised	8378	8468	7595	6549	5683	5020	4494	4067	3714	3418	3184	2904
	LATERAL 	SDB supported SDB raised	8378	8468	6788*	5597*	4765*	4143*	3671	3305*	2953*	2582*	2280*	2031*
-1.5 m	FRONT 	SDB rear, supported SDB front, raised	11869	9626	7887	6673	5781	5101	4568	4147	3820*	3461	2895	2895
	LATERAL 	SDB supported SDB raised	11869	8810*	6891*	5652*	4782*	4134*	3631*	3172*	2778*	2457*	2207*	1878*
-3.0 m	FRONT 	SDB rear, supported SDB front, raised	12777	10051	8274	7044	6130	5330	4600	3857	2961			
	LATERAL 	SDB supported SDB raised	12224*	8783*	6846*	5606*	4715*	4003*	3460*	3038*	2705*			

The specified max. loading capacities in kilograms (kg) include a stability of 25% or are calculated at 87% of the hydraulic lifting power, as per ISO10567. These values are applicable at the tip of the arm with optimum positioning of the corresponding arm system. Weights of attached load carrying accessories (grab, magnet, load hook, etc.) are not included with the load carrying values. *Value limited due to excavator stability.

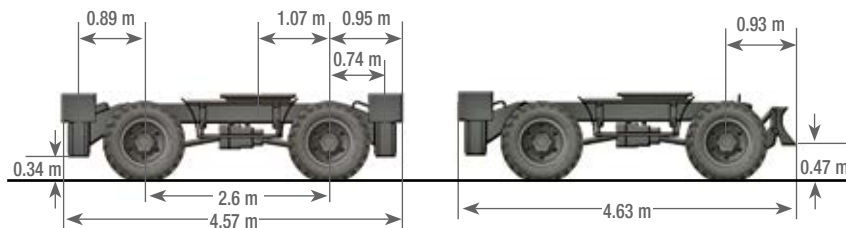
DIMENSIONS 160Wsr

160Wsr Transport position



A41.2, C53.41, C53.46, D53.2, F53.1, F415

A41.2, C53.41, C53.461, D53.3, F53.1, F412





160Wsr-EN (1) Effective date: 04/2020. Product specifications and prices are subject to change without notice or obligation. The photographs and/or drawings in this document are for illustrative purposes only. Refer to the appropriate Operator's Manual for instructions on the proper use of this equipment. Failure to follow the appropriate Operator's Manual when using our equipment or to otherwise act irresponsibly may result in serious injury or death. The only warranty applicable to our equipment is the standard written warranty applicable to the particular product and sale and Atlas makes no other warranty, express or implied. The only warranty applicable to our equipment is the standard written warranty applicable to the particular product and sale and Atlas makes no other warranty, express or implied. Products and services listed may be trademarks, service marks or trade-names of Atlas GmbH and/or its subsidiaries. All rights are reserved. Atlas® is a registered trademark of Atlas GmbH. Copyright © 2020 Atlas GmbH. Ref. no. 6192157

GANDERKESEE FACTORY

Atlas GmbH
Atlasstraße 6
D-27777 Ganderkesee,
Germany

Tel.: +49 (0) 4222 954 0
Fax: +49 (0) 4222 954 220
E-mail: info@atlasgmbh.com
www.atlasgmbh.com



VECHTA FACTORY

Atlas GmbH
Theodor-Heuss-Str. 3
D-49377 Vechta
Germany

T: +49 (0) 4441 954 0
F: +49 (0) 4441 954 299
E-mail: info@atlasgmbh.com
www.atlasgmbh.com



DELMENHORST FACTORY

Atlas GmbH
Stedinger Straße 324
D-27751 Delmenhorst
Germany

T: +49 (0) 4221 49 10
F: +49 (0) 4221 49 14 43
E-mail: info@atlasgmbh.com
www.atlasgmbh.com

ATLAS CRANES UK LTD NATIONAL SALES & SERVICE FACILITY

Wharfedale Road,
Euroway Trading Est.
Bradford, England BD4 6SL
United Kingdom

T: +44 8444 99 66 88
F: +44 1274 65 37 85
E-mail: atlasuk@atlasgmbh.com
www.atlas-cranes.co.uk
www.atlasgmbh.com



SINCE 1919
ATLAS

